

ULSTER COUNTY BOARD OF HEALTH

September 13, 2022

AGENDA

CALL TO ORDER

1. OLD BUSINESS

- a. Approval of August 2022 Minutes

2. Commissioner's Report (Dr. Smith)

- a. COVID Update
 - Up-to-date Stats
 - School Reopening Guidelines
- b. Monkeypox Update
- c. Polio Update
 - Governor Hochul Executive Order
 - Vaccine Cost
- d. Medical Examiner Report
- e. Patient Services Clinics Update
- f. Personnel Updates
 - Environmental Health
 - Patient Services
 1. Support Staff
 2. WIC Staff
 3. Nursing Staff

MEETING CONCLUSION

Ulster County Board of Health
September 13, 2022
5:00 p.m.
Virtual Meeting

PRESENT: Naomi Stevens, Dr. Marta Sanchez, Kathleen Rogan, Stephanie Turco

EXCUSED: Dr. Gina Carena, Dr. Ashanda Saint Jean

ABSENT:

UCDOH: Dr. Carol Smith- Commissioner of Health

GUEST:

Call To Order: 5:15PM

Old Business

- a. **Approval of Minutes:** A motion to approve the minutes from the August 2022 meetings, was made by Ms. Stevens and seconded by Ms. Rogan and unanimously approved.

Commissioner's Update: Dr Smith reported on the following:

a. **COVID Update:**

- Reviewed the most recent COVID numbers (see attached).
- Ulster County is considered to be at a mild-moderate transmission rate. There have been few serious COVID cases reported, most fall into the mild-moderate range. However, the death numbers have been increasing.
- COVID is not behind us, people are confused and the CDC is still highly recommending that individuals get boosted.
- Schools are still required to report positive cases to their local Department of Health.

b. **Other Communicable Disease Updates:**

- Polio Update:
 - a. Rockland and Orange currently have active cases. One unvaccinated individual in Rockland County has contracted paraplegic polio. 10% of individuals who contract polio get the paraplegic polio. Governor Hochul has declared a Polio Disaster in NYS.
 - b. Currently there is wastewater testing being conducted in municipal treatment plants for COVID. The CDC agreed to add polio to this testing. Both COVID and polio testing will happen at the Kingston

and New Paltz wastewater treatment plant. The first test results are forthcoming.

c. Local Health Departments are currently working with the State to get vaccine for those unvaccinated individuals. The State is not giving counties free vaccine. The rate is approximately \$1800 per 50 doses.

- Monkeypox Update: Dr. Smith reported that to date, 67 doses of the Jynneos vaccine have been administered. The demand has not been huge. UCDOH is giving vaccine to those individuals that feel they need it.

c. **Medical Examiner Stats:**

- The stats for the Medical Examiner's Office were distributed to the Board. (See Attached).
- UCDOH is asking that the two Medicolegal Investigators go from a 35-hour work week to a 40-hour work week to compensate them more for the enormous amount of hours they invest weekly.

d. **Other DOH Business:**

- Dr Smith reported that the Department will be receiving pandemic relief funding from the State. These monies are to promote and rebuild some of the core infrastructures DOH lost during the pandemic.
- Dr Smith was appointed to the New York State Association of Counties (NYSAC) Public Health and Mental Health Sub-Committee. She is also Past President for the New York State Association for County Health Officials (NYSACHO) Executive Committee. These organizations play a key role in creating policy, policy change and helping to craft legislation in supporting public health efforts.
- Dr Smith is also waiting for the departmental presentation to the Ulster County Legislature to be scheduled.
- Ms. Turco asked Dr. Smith if there was any anticipation for an increase in cases as individuals "return" and classes and activities resume.
Dr. Smith stressed that COVID is not over, and it needs to stop being talked about as though it is behind us. Individuals should continue to be safe, vaccinate and protect themselves.

6. **Adjournment:** Motion to adjourn was made by Ms. Rogan and seconded by Ms. Stevens and unanimously approved.

7. Next Meeting: Scheduled for Tuesday, October 18, 2022, at 5:00 PM,
via ZOOM.

Respectfully submitted by:

A handwritten signature in blue ink, appearing to read 'STU', is written over a horizontal line.

Stephanie Turco - Board of Health Chair

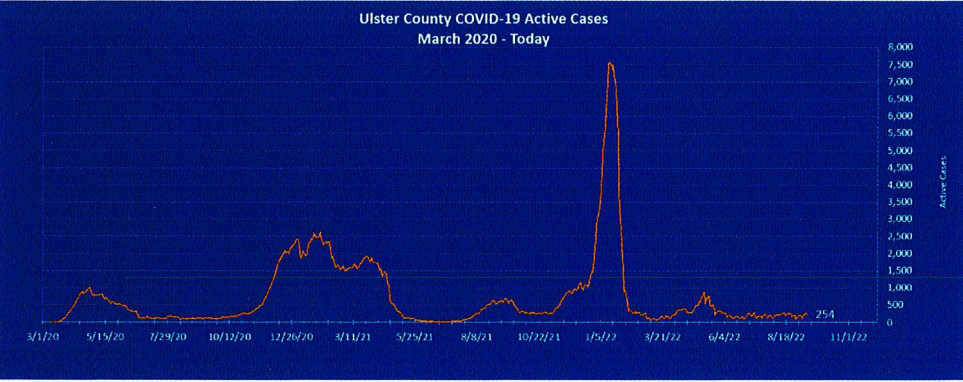
From: [Tosca Sweeney](#)
 To: [COVID-19 Official Counts](#)
 Subject: 9/13/2022 Official Count (9/12/2022 data)
 Date: Tuesday, September 13, 2022 11:07:14 AM
 Attachments: [image001.png](#)
[image002.png](#)
[image003.png](#)
[image004.png](#)
[image005.png](#)
[image006.png](#)
[image007.png](#)

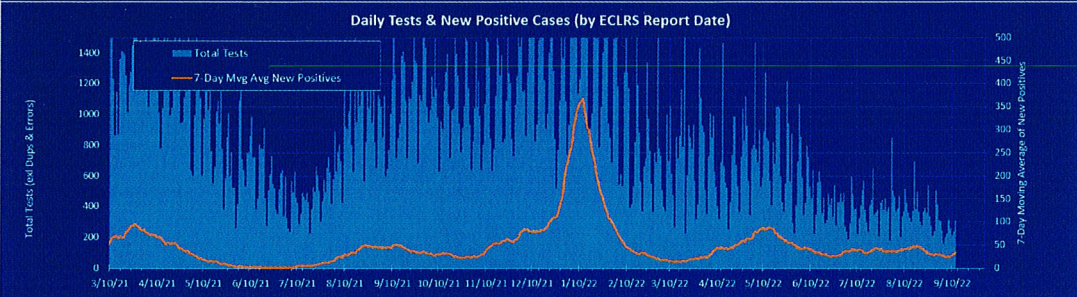
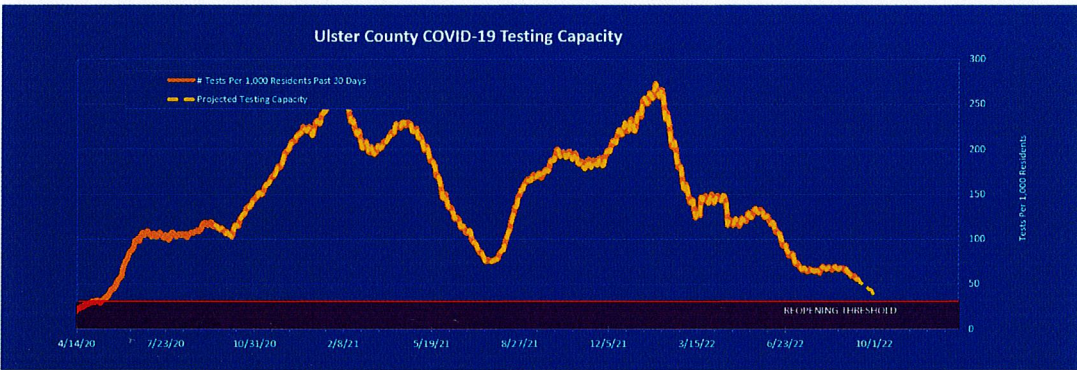
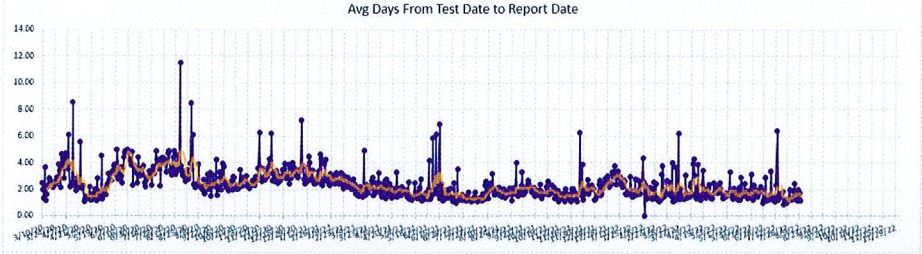
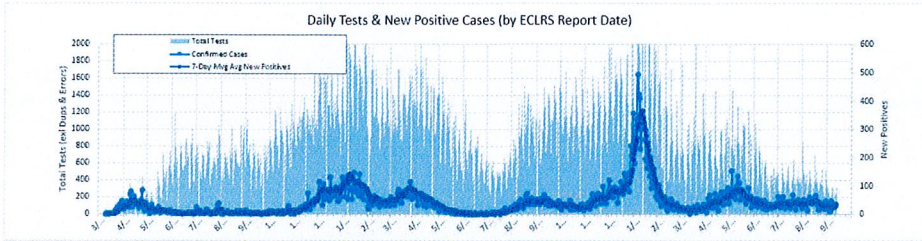
Today			
Official Counts For		9/13/2022	
Data As Of		9/12/2022	
Total Tests	785294	+309	Since Yesterday
Confirmed Cases	48130	+91	Since Yesterday
Transferred	-620	-5	Since Yesterday
Recovered	47481	+79	Since Yesterday
Fatalities	395	0	No Change Since Yesterday
Active	254	+7	Since Yesterday

7 day rolling average today is 19.1%

ResTown	Town	Active	Recovered	Deceased	Total Confirmed
City of Kingston	City of Kingston	49	7057	65	7171
Wawarsing	Town of Wawarsing	7	3556	19	3582
Hurley	Town of Hurley	5	1302	11	1318
Lloyd	Town of Lloyd	15	3959	75	4049
Ulster	Town of Ulster	20	3073	70	3163
Marlborough	Town of Marlborough	6	2431	9	2446
Saugerties	Town of Saugerties	22	4346	33	4401
Shawangunk	Town of Shawangunk	16	3473	12	3501
New Paltz	Town of New Paltz	70	3974	22	4066
Esopus	Town of Esopus	7	1729	7	1743
Plattekill	Town of Plattekill	7	2333	15	2355
Rochester	Town of Rochester	4	1500	8	1512
Rosendale	Town of Rosendale	0	945	6	951
Marbletown	Town of Marbletown	4	996	3	1003
Gardiner	Town of Gardiner	4	1019	6	1029
Unknown	Unknown	12	3275	17	3304
Woodstock	Town of Woodstock	4	970	2	976
Olive	Town of Olive	1	742	7	750
Shandaken	Town of Shandaken	1	361	1	363
Denning	Town of Denning	0	59	0	59
Hardenburg	Town of Hardenburg	0	0	0	0
Out of County	Out of County	0	247	5	252
Town of Kingston	Town of Kingston	0	134	2	136
Total		254	47481	395	48130

Patient Facility	Total Confirmed	Total Active	Active - Employees	Active - Non-Employees	Recovered	Deceased
SUNY New Paltz	965	49	1	48	916	0
Golden Hill Nursing and Rehabilitation Center	406	9	1	8	360	37
Ten Broeck Center for Rehabilitation & Nursing	574	6	0	6	524	44
Mohonk Mountain House	202	5	0	5	197	0
InFlight/Riozt House	4	4	0	4	0	0
Unknown Kingston City SD	21	4	4	0	17	0
JOHN F KENNEDY SCHOOL	47	3	2	1	44	0
NEW PALTZ MIDDLE SCHOOL	52	2	1	1	50	0
Northeast Center for Rehabilitation and Brain Injury	263	2	1	1	256	5
Ulster Correctional Facility	110	2	1	1	108	0
Valley Vista Adult Home & Assisted Living Program	65	2	0	2	56	7
ARC MID-HUSON (THE)	148	1	0	1	144	3
CAHILL SCHOOL	24	1	0	1	23	0
Eastern Correctional Facility	203	1	1	0	201	1
Lederman Children's Center	1	1	0	1	0	0
ROBERT R GRAVES SCHOOL	48	1	0	1	47	0
Tower Products/Markertek	8	1	0	1	7	0
Ulster County DA's Office	11	1	0	1	10	0





DATE	Forecast Date	Tests by ECLRS Date	Cumulative Total Tests	# Tests Per 1,000 Residents	Neg Tests	Unq Neg Tests	Avg Days From Test	Pos by ECLRS Date	Pos by POC Date	Net Transf	Total PDS	Unq Pos by ECLRS Date	7 Day Avg New Positives	% Pos by ECLRS Date	Growth Rate by ECLRS Date	Doubling Rate by ECLRS Date	By Intensive	By Test	Total Recovered	Unq Active	COVID Deaths	COVID Deaths Active	Unq Active	Active by Date	New Cases	Growth Rate	Avg Active	
8/29/22	8/29/22	24	79321	83	35	74392	132	3	0	20	47465	2371	9.3%	0.0%	844.0	261	0	25	45047	0	0	394	0.0%	225	-5	-2.4%	203	
8/29/22	8/29/22	242	79263	85	215	74627	142	27	0	2	38	47484	2600	8.0%	0.0%	885.8	124	0	124	45891	0	0	394	0.0%	191	-66	-42.0%	178
8/30/22	8/30/22	511	78774	87	465	74432	186	46	21	2	65	47543	2957	10.3%	0.0%	936.7	53	0	53	47024	0	0	394	0.0%	191	12	0.0%	182
8/31/22	8/31/22	417	78286	84	306	74498	146	8	19	-1	52	47601	2986	10.3%	0.0%	934.2	31	0	32	47066	1	1	395	0.3%	160	19	14.5%	133
9/1/22	9/1/22	234	78500	83	283	74591	106	31	16	0	47	47648	2934	10.2%	0.0%	932.4	3	0	13	47068	0	0	395	0.3%	184	34	22.7%	156
9/2/22	9/2/22	207	78687	82	284	74545	116	23	21	-2	42	47690	2934	10.3%	0.0%	936.7	27	0	17	47086	0	0	395	0.3%	209	25	13.0%	161
9/3/22	9/3/22	248	78866	82	250	74628	210	9	6	0	24	47714	2957	9.4%	0.0%	1071.7	26	0	25	47111	0	0	395	0.0%	208	-1	-0.5%	200
9/4/22	9/4/22	182	78926	81	162	74587	230	0	0	0	19	47727	2943	7.9%	0.0%	2544.4	3	0	9	47120	0	0	395	0.0%	212	4	1.9%	210
9/5/22	9/5/22	201	79241	83	134	74601	272	9	0	0	6	47736	2486	4.4%	0.0%	3676.1	21	0	12	47122	0	0	395	0.0%	209	-3	-1.4%	210
9/6/22	9/6/22	221	78342	89	175	74688	0.90	46	32	4	72	47808	2486	20.1%	0.2%	495.9	144	0	144	47276	0	0	395	0.0%	137	-72	-34.4%	188
9/7/22	9/7/22	170	78665	89	240	74646	133	33	33	0	58	47866	2443	9.2%	0.0%	671.7	11	0	31	47307	0	0	395	0.0%	164	27	17.1%	176
9/8/22	9/8/22	194	78468	89	281	74617	132	33	29	-5	63	47899	2471	8.3%	0.0%	627.0	22	0	22	47329	0	0	395	0.0%	205	41	20.0%	189
9/9/22	9/9/22	260	784529	57	229	748376	126	31	36	0	57	47966	2686	8.3%	0.0%	983.2	20	0	20	47349	0	0	395	0.0%	242	37	16.0%	204
9/10/22	9/10/22	276	784748	56	188	747464	130	21	1	0	32	48019	2757	10.5%	0.0%	1038.0	14	0	14	47363	0	0	395	0.0%	260	16	7.4%	226
9/11/22	9/11/22	227	784965	85	210	747374	189	27	0	-1	26	48044	3100	11.0%	0.0%	1380.5	29	0	29	47402	0	0	395	0.0%	247	-13	-5.0%	220
9/12/22	9/12/22	388	786235	85	250	747624	374	31	68	5	0	48044	2671	0.0%	0.0%	0.0	73	0	0	47402	0	0	395	0.0%	247	0	0.0%	251

Tosca Sweeney
 COVID-19 Operations
 Budget Department
 Ulster County
 244 Fair Street
 Kingston, NY 12401
 PH: (845)340-3525
 tswe@co.ulster.ny.us



Ulster County Department of Health

Medical Examiner's Office - Autopsy Cases

Date of Death between 1/1/2022 and 8/31/2022

Total Number of Cases: 117

<i>Cases by Gender</i>	Jan	Feb	Mar	Apr	May	Jun	Jul	Aug	Sep	Oct	Nov	Dec	Grand Total
F	1	3	4	3	6	4	1	6	0	0	0	0	28
M	13	10	7	12	8	9	9	21	0	0	0	0	89
Grand Total	14	13	11	15	14	13	10	27	0	0	0	0	117

<i>Cases by Manner</i>	Jan	Feb	Mar	Apr	May	Jun	Jul	Aug	Sep	Oct	Nov	Dec	Grand Total
Accidental	4	5	3	10	4	6	4	3	0	0	0	0	39
Homicide	1	0	0	0	0	0	0	0	0	0	0	0	1
Natural	7	8	6	1	8	4	3	6	0	0	0	0	43
Pending	0	0	0	0	0	1	3	17	0	0	0	0	21
Suicide	2	0	2	4	2	2	0	1	0	0	0	0	13
Grand Total	14	13	11	15	14	13	10	27	0	0	0	0	117

<i>Cases by Category</i>	Jan	Feb	Mar	Apr	May	Jun	Jul	Aug	Sep	Oct	Nov	Dec	Grand Total
Alcohol	0	0	0	1	2	1	1	0	0	0	0	0	5
Blunt Force Trauma - non-MVA	0	0	0	0	1	1	0	0	0	0	0	0	2
Cardiovascular	2	6	3	0	2	1	1	5	0	0	0	0	20
Cardiovascular and Diabetes	1	0	2	0	1	0	0	0	0	0	0	0	4
Cardiovascular and Obesity	0	1	0	0	1	0	0	0	0	0	0	0	2
Diabetes	1	0	0	0	0	1	0	0	0	0	0	0	2
Drowning	0	0	0	1	0	0	0	0	0	0	0	0	1
Fall	0	0	0	0	0	0	1	0	0	0	0	0	1
Gunshot Wound	3	0	1	1	0	1	0	0	0	0	0	0	6
Hanging	0	0	0	1	0	0	0	0	0	0	0	0	1
Motor Vehicle Accident	0	1	2	2	1	1	1	0	0	0	0	0	8
Non-Opioid Substance	0	0	0	2	0	0	0	0	0	0	0	0	2
Non-Opioid Substance w/ Other Substances	0	0	0	2	1	1	0	0	0	0	0	0	4
Non-Opioid Substance w/ Other Substances and Alcohol	0	0	0	0	1	0	0	0	0	0	0	0	1
Opioid	3	0	0	3	0	1	1	0	0	0	0	0	8
Opioid w/ Other Substances	0	3	0	2	2	3	1	2	0	0	0	0	13
Opioid w/ Other Substances and Alcohol	1	1	0	0	0	0	0	1	0	0	0	0	3
Other	2	1	2	0	2	1	1	2	0	0	0	0	11
Pending	0	0	0	0	0	1	1	9	0	0	0	0	11
Pending - Suspected Opioid	0	0	0	0	0	0	2	8	0	0	0	0	10
Pneumonia	1	0	1	0	0	0	0	0	0	0	0	0	2
Grand Total	14	13	11	15	14	13	10	27	0	0	0	0	117